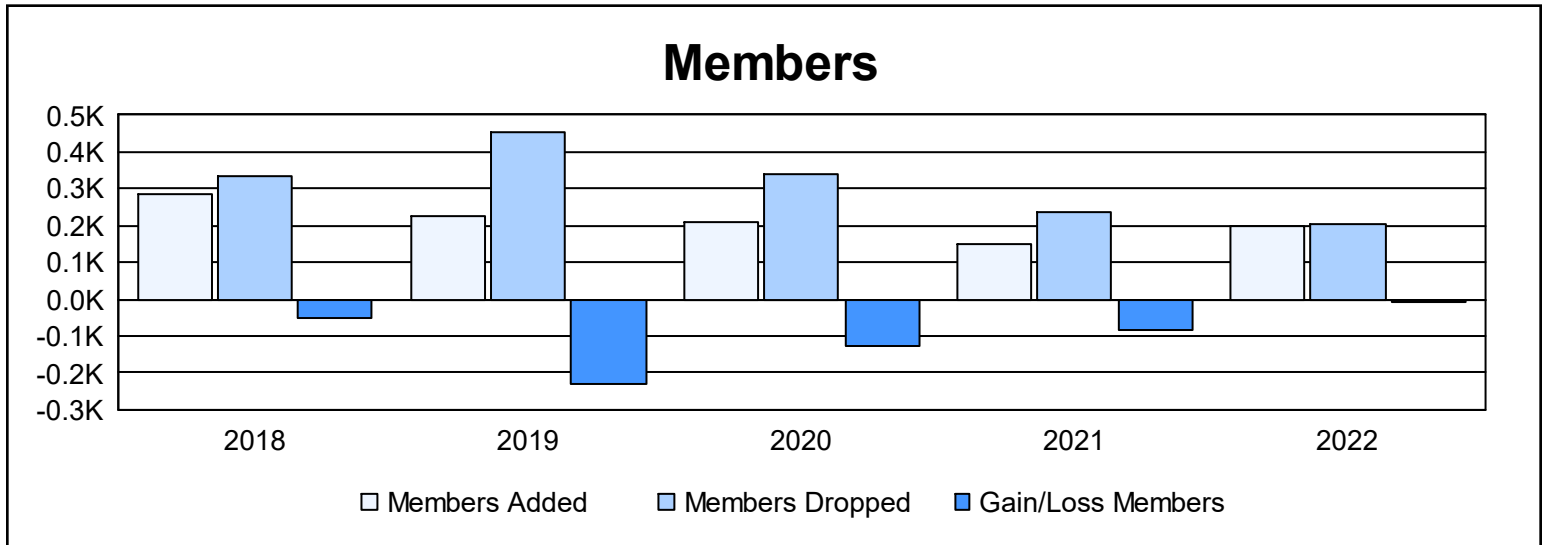
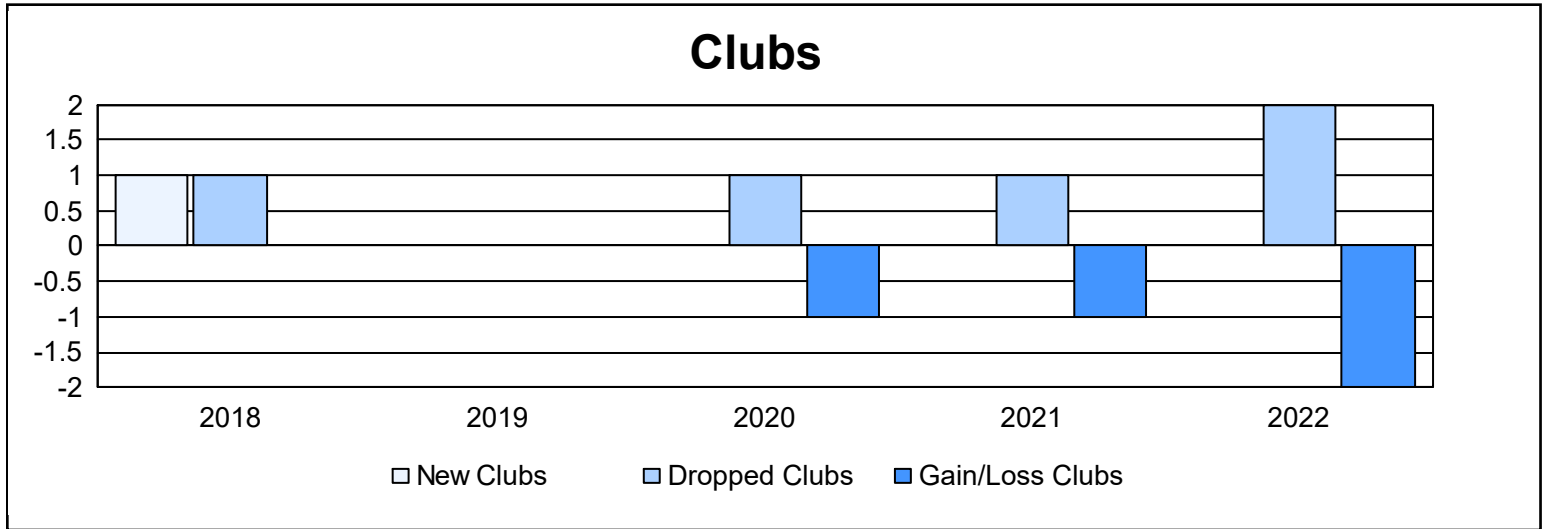
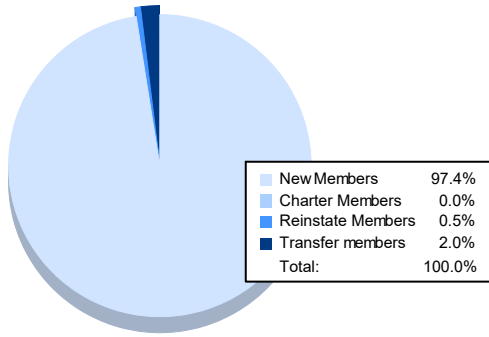


Year	New Clubs	Dropped Clubs	Gain/ Loss Clubs	New Members	Charter Members	Reinstate Members	Transfer Members	Total Member Added	Total Members Dropped	Gain/ Loss Members
2017-2018	1	1	0	254	29	2	2	287	336	-49
2018-2019	0	0	0	224	0	2	1	227	455	-228
2019-2020	0	1	-1	207	0	3	2	212	341	-129
2020-2021	0	1	-1	149	0	1	2	152	238	-86
2021-2022	0	2	-2	191	0	1	4	196	205	-9
<b>Average</b>	<b>0</b>	<b>1</b>	<b>-1</b>	<b>205</b>	<b>6</b>	<b>2</b>	<b>2</b>	<b>215</b>	<b>315</b>	<b>-100</b>



### Membership Composition June 2022 Cumulative



### Gender Composition June 2022 Cumulative

